

**DAWES**

*design*

HI-TECH

HANDBUILT

*quality*



1990

**WHEN IT COMES** to choosing a bicycle, discerning individuals naturally want strength where it counts for performance when it matters.

At Dawes, we combine the proven virtues of handbuilt craftsmanship with the latest advanced engineering and stunning graphics.

There's no secret to achieving this balance, just a commitment to excellence and quality. No robot can match the attention to detail of the skilled craftsmen who build our bikes.

In our 1990 range there's a bicycle for every kind of rider. Our sleek racing models – designed for speed and lightness – are ideal for fitness training and for road racing. Our touring models are perfect for exploring the world and commuting to work. The strength and off-road handling of our mountain bikes will beat the harshest terrain.

And we've now united the controllability of a mountain bike with the light weight and quick handling of a touring frame. We've developed a brand new category – the Street Bike – ideal for riding roughshod through the city.

Cycling's never been easier, more efficient or more fun. All our bikes have indexed gear systems for instant, accurate, no-hassle gear changes; high quality alloy components and other hi-tech innovations. But the heart of a bicycle is the frame. At Dawes we've been dedicated to producing top quality, handbuilt frames for over 60 years.



Our small factory in Tyseley, Birmingham, draws on this wealth of experience. We select only the best frame materials; the finest lightweight alloy steel for tubing and the very best lugs to join them.

Most of our tubing is manufactured locally in Tyseley by the world's leading supplier – Reynolds.

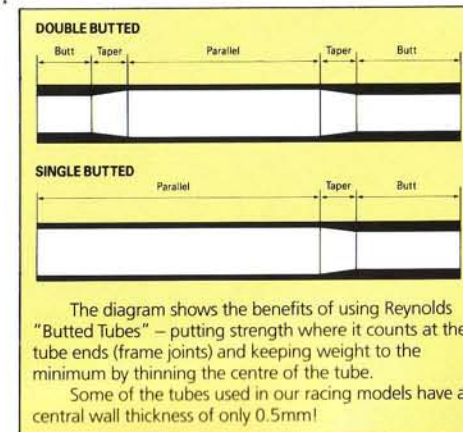
Alloy steel is not only extremely strong and light, its shock absorbing qualities are far superior to aluminium or carbon fibre. That's why the world's best riders choose Reynolds frames. And it's also why we use Reynolds tubing for every bicycle we make.

At Dawes we are dedicated to quality without compromise. Like today's champions, we believe there is no finer way to build a bicycle than hand brazing.

Every Dawes frame is meticulously constructed by this method and we check that its alignment meets our rigid standards. Then it's cleaned and fettled – a special process to remove minute particles from around the lugs. There follows two rustproofing treatments to protect it from the cruellest weather. Each coat of anti-chip primer, colour and lacquer is sprayed by hand and stoved. At every stage, we carefully inspect the frame and rub it down. The result is a superb, smooth, hard wearing finish. After the frame is enamelled – in the bold colours that are a Dawes hallmark – and after acquiring its distinctive transfers, it's ready for assembly. One of our skilled staff then takes complete responsibility for assembling the entire bike. And only then, after a final and thorough inspection, does the bicycle leave our factory.

At Dawes our overriding concern is quality – which is why the greatest care and attention goes into every bicycle we produce. We place excellence first – because we know discerning individuals want a successful balance of Hi-Tech Design and Handbuilt Quality.

They find it in a Dawes bicycle.




H A N D B U I L T C Y C L E S

**t**ough bikes for tough conditions, the new Dawes Magnum range of mountain bikes are specifically designed for off-road competition and hardcore riding.

All the bikes feature oversize frame tubes, specially developed by Reynolds to give extra stiffness and strength to the frame, and new oversized 1 1/8" headsets to spread the load more evenly and reduce the risk of damage. Serious riders dish out rough treatment to their mountain bikes and to meet the challenge we've developed the Geo-Max fork. Constructed from Reynolds 531 1 1/8" ovalised blades with a 22mm fat taper, these forks offer far greater strength and rigidity, and combine a unique 3 degree column offset with a shallow rake to balance the need for direct, responsive steering with good shock absorbing qualities.

The Magnum frame geometry is also race-bred, with short chainstays for better traction and aggressive hillclimbing; longer top tubes for balance and out-of-the-saddle climbing capability; sloping top tubes for extra crotch clearance, higher bottom brackets for ground clearance over obstacles and steeper head angles for more responsive control. And just look at a Magnum



Fully brazed construction using Reynolds 531 Magnum oversize tubing throughout for optimum strength and performance.

Leather covered turbo racing saddle injected with gel for maximum comfort.

On The Edge, there are no compromises. It's a complete racing mountain bike. Handbuilt from Reynolds 531 Magnum tubing throughout for strength and lightness and equipped with our Geo-Max design forks for total control. Only the finest componentry is appropriate on a bike of this quality. The Edge is fitted with the full Shimano Deore XT groupset featuring 21-speed SIS gears; Hyperglide freewheel; Superglide round chainset; STI 'Rapid Fire' dual action levers and SLR braking. For hardcore competition, you'll need The Edge.



Reynolds 501 Cr-Mo 6 degree bend bars, colour coordinated to match the frame.

Oversize 1 1/8" Deore XT headset gives smooth handling in the harshest conditions.

Alesa 9021 box section aero rims - strong and light for that racing advantage.

Double taper 19mm seatstays for improved braking performance.

The complete top-line Shimano Deore XT groupset, including oversize headset, short-arm rear derailleur and competition pedals.

# Mountain


bike, then look again - it changes colour according to the light. That's our new interference paint finish. A durable and dazzling complement to this exciting range of bikes.

## The Right Choice

Mountain bikers demand strength and durability, so mountain bikes are designed using thicker gauge, heavier, frame tubes and chunkier components than on a racing or touring bike. A mountain bike's geometry combines hill climbing agility and downhill stability with high ground clearance to get over obstacles.

The top tube is usually 2 inches lower than on a road bike to give riders room to manoeuvre on tricky terrain. Compared with a road bike, frame angles are more relaxed and the wheelbase is longer. The most characteristic feature of a mountain bike is its fat tyres. These offer excellent grip in the mud and act as shock absorbers on rocky ground. On the road they are slower, because a wider tyre area comes into contact with the road surface. If most of the riding you plan is on the road, you might consider one of our Street bikes, which combine narrower tyres with the strong cantilever brakes and handlebar control gears of a mountain bike. But if you're committed to seeking out wilderness trails and off-road riding, a mountain bike is the ideal choice.

THE EDGE



# mountain

It takes Raw Nerve to stand out from the crowd. Handbuilt to the same exciting frame specification as The Edge, with Reynolds 531 Magnum tubing throughout and our unique Geo-Max forks, Raw Nerve features the Deore DX groupset with all the latest Shimano innovations for 1990. Shimano Total Integration places all the controls right by your hands for instant 'push action' gear shifting and quick braking with its 2-finger SLR brake levers.

The Deore DX transmission includes 21-speed SIS index gearing with Hyperglide and the new Superglide for smooth, positive changes with both front and rear derailleurs.

With a stunning interference green paint finish it takes Raw Nerve to seek out adventure.



RAW NERVE

Enjoy a sense of freedom when you ride Off Limits.

A quality handbuilt frame of Reynolds 501 Magnum main tubes and Reynolds 531 fat taper Geo-Max forks makes an ideal combination for hard-riding excitement. Fully equipped with the Shimano Deore LX 21-speed groupset, including STI levers, Superglide triple chainset; Hyperglide freewheel and fast, responsive SLR braking power.

Finished in a superb interference orange with colour coordinated Reynolds 501 bars.

Wherever you are, you'll want to be Off Limits.



OFF LIMITS

MODEL	FRAME SIZES	FRAME MATERIALS	FRAME FEATURES	HUBS	RIMS	SPOKES	TYRES	GEARS	FREEWHEEL
THE EDGE	18" 20" 22" (46/51/56 cm)	Reynolds 531 Magnum set throughout.	Hand brazed throughout; sloping top tube; oversize frame tubes with double taper 19mm seat stays and Dawes leaf; GeoMax 3 degree shallow rake forks with 22 mm fat taper oval blades and investment cast ends; braze-on carrier mounts, chain hanger and twin bottle bosses; slotted cable guides, vertical dropouts.	Deore XT, quick release, lip sealed, 36 hole.	Alesa 9021, black, hard anodised, double-eyeletted.	Champion Stainless, 2.0 mm.	Continental Baja, 1.9".	Deore XT, STI levers, short-arm rear mech.	HG 90 12-14-16-18-21-24-28 Hyperglide chrome plated cassette.
RAW NERVE	18" 20" 22" (46/51/56 cm)	Reynolds 531 Magnum set throughout.	Hand brazed throughout; sloping top tube; oversize frame tubes with double taper 19 mm seat stays and Dawes leaf; GeoMax 3 degree shallow rake forks with 22 mm fat taper oval blades and investment cast ends; braze-on carrier mounts, chain hanger, twin bottle bosses and slotted cable guides; vertical dropouts.	Deore DX, quick release, lip sealed, 36 hole.	Alesa 9021, black, hard anodised, double eyeletted.	Champion Stainless, 2.0 mm.	Continental Baja, 1.90".	Deore DX, 21-speed SIS, STI levers.	HG 70 12-14-16-18-21-24-28 Hyperglide silver cassette.
OFF LIMITS	18" 20" 22" (46/51/56 cm)	Reynolds 501 Magnum main tubes, Reynolds 531 fat taper forks.	Hand brazed throughout; sloping top tube; oversize frame tubes with double taper 19 mm seat stays and Dawes leaf; GeoMax 3 degree shallow rake forks with 22 mm fat taper oval blades and investment cast ends; braze-on carrier mounts, twin bottle bosses and slotted cable guides; vertical dropouts.	Deore LX, quick release, sealed, 36 hole.	Rigida Rally 30, black, single eyeletted.	Rustless.	Swallow HS 256, 2.0".	Deore LX, 21-speed SIS, STI levers.	HG 70 12-14-16-18-21-24-28 Hyperglide, silver cassette.
FAT CHANCE	18" 20" 22" (46/51/56 cm)	Reynolds 501 Magnum main tubes, Cr-Mo fat taper forks with investment cast ends.	Hand brazed throughout; sloping top tube; oversize frame tubes with double taper 19 mm seat stays and Dawes leaf; braze-on carrier mounts, twin bottle bosses and slotted cable guides; vertical dropouts.	Exage, quick release, sealed, 36 hole.	Rigida Rally 30, black, single eyeletted.	Rustless.	Swallow HS 256, 2.0".	Exage 400 LX, 21-speed SIS, STI levers.	HG 50 13-15-17-20-23-26-30 Hyperglide, cassette.



FAT CHANCE

Fat Chance is an entry level competition bike. Built with Reynolds 501 Magnum main tubes and equipped with Cr-Mo fat taper forks, Fat Chance is designed for enthusiasts who want to go places.

Shimano's Exage 400LX groupset is featured on the Fat Chance, which shares many of the characteristics of the other bikes in the Magnum range, including black anodised rims, black anodised oversized seat pillar and a Turbo saddle with lycra cover and gel insert for extra comfort.

The wild interference yellow paint finish with colour coordinated bars guarantee that Fat Chance is sure to be a stand-out.



CHAINSET	CHAIN	PEDALS	BRAKES	STEM	BAR	SADDLE	PILLAR	STANDARD EQUIPMENT	COLOUR
Deore XT 46/36/24T, round -SG, black alloy rings.	HG 90, Hyperglide, chrome/black.	Deore XT M735 Competition, triple sealed, with toe clips and straps.	Deore XT SLR Cantilevers, 2-finger SLR levers.	Concealed roller, black.	Reynolds 501, Cr-Mo, colour coordinated.	Turbo, Leather Gel.	30 mm x 300 mm black anodised alloy, quick release.	Oversize 1 1/2" Deore XT sealed headset, black alloy cage and bottle.	Interference Pink.
Deore DX 46/36/24T, round -SG, black alloy rings.	HG 70, Hyperglide, silver/black.	Deore DX M650 Competition, double sealed, with toe clips and straps.	Deore DX SLR Cantilevers, 2-finger levers.	Concealed roller, black.	Reynolds 501, Cr-Mo, colour coordinated.	Turbo, Leather Gel.	30 mm x 300 mm, black anodised alloy, quick release.	Oversize 1 1/2" black sealed headset, black alloy cage and bottle.	Interference Green.
Deore LX 46/36/24T, round -SG, black alloy rings.	HG 70, Hyperglide, silver/black.	Alloy ATB sealed, Cr-Mo axle, toe clips and straps.	Deore LX SLR Cantilevers, 4-finger levers.	Concealed roller, black.	Reynolds 501, Cr-Mo, colour coordinated.	Turbo, Lycra Gel.	30 mm x 300 mm, black anodised alloy, quick release.	Oversize 1 1/2" black sealed headset, black alloy cage and bottle.	Interference Orange.
Exage 400 LX, 48/38/28T, Biopace -SG, black rings.	HG 50, Hyperglide.	Alloy ATB sealed, Cr-Mo axle, toe clips and straps.	Exage 400 LX SLR Cantilevers.	Concealed roller, black.	Reynolds 501, colour coordinated.	Turbo, Lycra Gel.	30 mm x 300 mm, black anodised alloy, quick release.	Oversize 1 1/2" black sealed headset, black alloy cage and bottle.	Interference Yellow.

# mountain

At last a quality mountain bike with a full European specification.

The Crackdown has a handbuilt frame of Reynolds 500 main tubes and 1 1/8" Unicrown forks plus vertical dropouts and slotted cable



guides. The specification features lightweight alloy components from Sachs-Huret, Maillard, Sedis and Weinmann. The Rival Aris 21-speed indexed gear system provides the transmission with thumbshift levers

and a round/oval configuration for the triple chainset to give smooth cruising at speed and power on the hills. With a dashing green and yellow finish, the Crackdown is a cracker.

CRACKDOWN

Long 300 mm alloy seat post with quick release height adjustment.

Not all mountain bikers want the competitive edge of the Magnum range, so we've extended and upgraded our series of standard gauge mountain bikes for 1990. Here you'll find bikes to suit every kind of rider from the experienced enthusiast to the keen newcomer to mountain biking.

For use in town and country, each model affirms our commitment to handbuilt quality and hi-tech design.

STI Rapid Fire dual repeat gear shifters provide instant shifting – simply push the lever.



KICK BACK

SLR cantilever brakes for reliable stopping power.

Nobbly tyres give sure traction both on and off road.

The Kick Back is a dirt action machine.

Its top quality frame is handbuilt with Reynolds 500 Cr-Mo main tubes and strong 1 1/8" Unicrown forks and the two smaller frame sizes feature sloping top tubes.


A ladies version is also available featuring an open frame design.

All Kick Back's have vertical dropouts for rock-steady wheel alignment, slotted cable guides for easy cable maintenance and a durable paint finish in pink and white split. Shimano's new Exage 300 components feature innovative functions such as STI 'Rapid Fire' levers for instant control without moving your hands from the bars; Hyperglide freewheel and Superglide chainset mesh with SIS indexed gears for quick 21-speed shifting even when the going gets tough.



LADY KICK BACK

MODEL	FRAME SIZES	FRAME MATERIALS	FRAME FEATURES	HUBS	RIMS	SPOKES	TYRES	GEARS	FREEWHEEL
KICK BACK	Gents: 17 1/2" 19 1/2" 21 1/2" 23" Ladies 17 1/2" (45/50/55/58 cm)	Reynolds 500 Cr-Mo main tubes, hi-tensile stays and 1 1/8" Unicrown forks.	Hand brazed throughout; sloping top tube (17 1/2" and 19 1/2" only); double taper 16 mm seat stays; braze-on carrier mounts, bottle bosses and slotted cable guides; vertical dropouts.	Exage, quick release front.	Rigida Rally 30, black, single eyeletted.	Rustless.	Swallow, Mountaineer, 1.75".	Exage 300 LX, 21-speed SIS, STI levers.	HG 50 13-15-17-20-23-26-30 Hyperglide cassette.
CRACK DOWN	17 1/2" 19 1/2" 21 1/2" 23" (45/50/55/58 cm)	Reynolds 500 Cr-Mo main tubes, hi-tensile stays and 1 1/8" Unicrown forks.	Hand brazed throughout; sloping top tube (17 1/2" and 19 1/2" only); double taper 16 mm seat stays; braze-on carrier mounts, bottle bosses and slotted cable guides; vertical dropouts.	Rival ATB, quick release front.	Rigida Rally 30, black, single eyeletted.	Rustless.	Swallow, Mountaineer, 1.75".	Rival Aris, 21-speed indexed, thumbshift levers.	Rival Aris, 13-15-17-20-23-26-30.
TRACKER	Gents: 17 1/2" 19 1/2" 21 1/2" 23" Ladies 17 1/2" (45/50/55/58 cm)	Reynolds 500 Cr-Mo main tubes, hi-tensile stays and 1 1/8" Unicrown forks.	Hand brazed throughout; sloping top tube (17 1/2" and 19 1/2" only); double taper 16 mm seat stays; braze-on carrier mounts, bottle bosses and slotted cable guides; vertical dropouts.	Exage, solid axle.	Alesa, polished alloy.	Rustless.	Swallow, Mountaineer, 1.75".	Shimano 200 GS, 21-speed SIS, STI levers.	Shimano 13-15-17-20-23-26-30 Hyperglide cassette.
ASCENT	17 1/2" 19 1/2" 21 1/2" 23" (45/50/55/58 cm)	Reynolds 500 Cr-Mo main tubes, hi-tensile stays and Unicrown forks.	Hand brazed throughout; sloping top tube (17 1/2" and 19 1/2" only); double taper 16 mm seat stays; braze-on bottle bosses and slotted cable guides.	ATB, black.	Alesa, polished alloy.	Rustless.	Swallow, Mountaineer, 1.75".	Shimano 18-speed SIS, thumb shift levers.	Shimano 14-16-18-21-24-28, Hyperglide.



The Tracker offers handbuilt quality and off-road performance. Beneath the smart green and white paintwork is a frame constructed with Reynolds 500 All Terrain Cr-Mo main tubes and robust 1 1/2" Unicrown forks.




TRACKER

To complete the action, we've fitted the Tracker with the full Shimano 200 GS groupset, which includes wide ratio 21-speed SIS indexed gears. All controls are immediately to hand and easy to operate with the new STI 'Rapid

Fire' levers. A simple push starts the gear change and instantly the derailleurs act on the special Hyperglide freewheel and Superglide chainset to complete the job - it's easy.

Seek out the Tracker - you won't be disappointed.



LADY TRACKER

The Ascent is our entry level mountain bike and represents exceptional value for money. The high quality frame is handbuilt with Reynolds 500 Cr-Mo frame tubes, heavy duty Unicrown forks and a striking pink and black paint finish. For 1990 we've significantly upgraded the Ascent's components to include hi-tech functions like Hyperglide, previously found only on more expensive models.

Other features include 18-speed SIS gears with thumbshifters; a sleek black Shimano Biopace triple chainset with Superglide, and SLR cantilever brakes. Without doubt, the Ascent takes you higher.



ASCENT

More and more women are discovering the fun of mountain biking - both in town and off-road. We've built special open frame models for women who have a preference for bikes without cross-bars. The quality of the frames and the component specifications are identical to the diamond frame versions.

CHAINSET	CHAIN	PEDALS	BRAKES	STEM	BAR	SADDLE	PILLAR	STANDARD EQUIPMENT	COLOUR
Exage 300 LX, 48/38/28T, Biopace -SG, black rings.	HG 50, Hyperglide.	Alloy ATB sealed, Cr-Mo axle.	Exage 300 LX, SLR cantilevers.	Roller, black.	Black, tapered.	Dawes Anatomic.	26.2 mm x 300 mm, alloy micro adjust, quick release.	Black sealed headset, gear protector.	Pink/White Split.
Rival ATB, 48/38/28T, round/oval/oval, black rings.	Sedis ATB.	Alloy ATB sealed, Cr-Mo axle.	Weinmann 520 alloy cantilevers.	Roller, black.	Black, tapered.	Dawes Anatomic.	26.2 mm x 300 mm, alloy micro adjust, quick release.	Black sealed headset, gear protector.	Green/Yellow Split.
Shimano 200 GS, 48/38/28T, Biopace -SG, black cranks and rings.	HG 50, Hyperglide.	Resin ATB.	Shimano 200 GS, SLR cantilevers.	ITM, tig welded.	Black, tapered.	Dawes Anatomic.	26.2 mm x 300 mm, black CED steel, quick release.	Black headset, gear protector.	Green/White Split.
Shimano 200 GS, 48/38/28T, Biopace -SG, black cranks and rings.	Shimano Uniglide.	Resin ATB.	Shimano 200 GS SLR cantilevers.	ITM tig welded.	Black, tapered.	Dawes Anatomic.	26.2 mm, chrome plated.	Black headset.	Pink/Black Split.

# Street · B i k e



Our original Street bike introduced last year features a host of new features for 1990. The touring frame is handbuilt with Reynolds 531 Super Tourist tubing throughout and matched to a sturdy pair of Unicrown aero forks with Cr-Mo ovalised blades, for increased strength and tyre clearance.

Alloy lightweight componentry appropriate to the Mean Street's top of the range status includes Shimano's Deore LX 21-speed groupset. This exciting new range of components features Shimano Total Integration 'Rapid Fire' levers which puts all brake and gear shift controls where they should be – right in your hands. Together with SIS indexed gearing; Superglide chainrings and Hyperglide freewheels, every gear shift is fast and accurate.

**STI 'Rapid Fire' levers puts all gear controls within reach without ever taking your hands from the handlebars.**

Comfort plus with a Turbo saddle with pliant gel insert and lycra seat cover.

Alesa 917 box section 700 C rims with 700 x 32 mm nobby cyclo-cross tyres for road holding grip and cushioning against impacts.

Technical innovation, handbuilt quality and a street-smart paint finish in blue and green adds up to a 'mean machine'.



Shimano Hyperglide 12-28 freewheel gives slick gear changes across the range. Combined with the 48 tooth ring of the Deore LX triple chainset, the top gear of 108 inches is truly mean on the street.

Quick acting brakes in all conditions with Shimano Linear Response cantilevers and levers.

Take to the streets on the ultimate range of traffic beaters in the Dawes Street bike collection. What's more, our range isn't confined to city streets.

These bikes' wide 700 x 32 tyres can easily cope with country rides and bridleways. Uniting the lightweight manoeuvrability of touring bike geometry with the fingertip control and upright riding style of the mountain bike, these are rugged, practical machines for the modern world.

## The Right Choice

Mountain bikes are intended for heavy duty, off-road riding, so they weigh more than conventional road bikes. Their fat tyres have greater rolling resistance on roads and well-beaten tracks, which can slow you down.

Many people find the robust construction, wide gearing and upright riding position of a mountain bike appealing, especially in towns. By taking these elements and combining them with the manoeuvrability, light weight and 700 x 32 wheels of the touring cycle, Street bikes give the best of both worlds to cross the barrier between on and off-road use.

These 'hybrid' bikes are ideal for people who want a practical town bike suitable for occasional off-road adventures, but who don't envisage tackling rough, rocky terrain or hard descents.

## MEAN STREET

MODEL	FRAME SIZES	FRAME MATERIALS	FRAME FEATURES	HUBS	RIMS	SPOKES	TYRES	GEARS	FREEWHEEL
MEAN STREET	21" 22 1/2" 23 1/2" (53/57/60 cm)	Reynolds 531 Super Tourist set with Cr-Mo Unicrown forks.	Vertical dropouts, braze-on carrier mounts, cantilever bosses, seat stay leaf, cable guides; machined bridge, pump stud, brake hanger, chain hanger and twin bottle bosses.	Deore LX, quick release, sealed, 36 hole	Alesa 917, silver anodised, double eyeleted.	Champion Stainless, 2.0 mm.	700 x 32C, Trimmer Cross.	Deore LX, 21-speed SIS, STI levers.	HG 70 12-14-16-18-21-24-28, Hyperglide silver cassette.
STREET WISE	Gents: 21" 22 1/2" 23 1/2" (53/57/60 cm) Ladies: 19 1/2" 21" (49/53 cm)	Reynolds 501 butted main tubes, Cr-Mo Unicrown forks.	Vertical dropouts, braze-on carrier mounts, cantilever bosses, seat stay leaf, cable guides and bottle bosses.	Exage, quick release front.	Alesa 116, black.	Rustless.	700 x 32C, Trimmer Cross.	Exage 300 LX, 21-speed SIS, STI levers.	HG 50 13-15-17-20-23-26-30, Hyperglide cassette.
STREET LIFE	Gents: 21" 23 1/2" 25 1/4" (53/60/64 cm) Ladies: 19 1/2" 21" (49/53 cm)	Reynolds 500 Cr-Mo main tubes.	Braze-on cable guides and bottle bosses.	Atom Alloy.	Alesa polished alloy.	Rustless.	700 x 28C, touring, centre-rib.	Shimano TY20, 6-speed SIS, thumbshift lever.	Shimano 14-16-18-21-24-28, Hyperglide




# ES



STREET WISE

The Street Wise is definitely hot in the city. The touring frame's constructed by hand with Reynolds 501 butted main tubes and Unicrown forks. A Street Wise choice of lightweight components includes Shimano Exage 300 LX 21-speed transmission with

STI levers; Hyperglide and Superglide functions; Biopace chainrings and SLR brakes. Paint work is a pink, green split and a Ladies open frame version is available. Get Street Wise and ease on down the road.



LADY STREET LIFE

Check out the Street Life. Our entry level street bike is ready for action with a quality frame handbuilt with Reynolds 500 Cr-Mo main tubes. Live wire components include Shimano SIS Indexed 6-speed gears with no-fuss thumbshifters; alloy wheels with 700 x 28 centre-rib tyres and Weinmann alloy sidepull brakes with ATB levers. The paintwork is a cool pink/black split and a Ladies version is available.



LADY STREET WISE



STREET LIFE

CHAINSET	CHAIN	PEDALS	BRAKES	STEM	BARs	SADDLE	PILLAR	STANDARD EQUIPMENT	
Deore LX, 48/38/28T, round -SG, polished alloy rings.	HG 70, Hyperglide, silver/black.	Alloy body/steel cage, touring, Cr-Mo axle	Deore LX SLR cantilevers, black.	Alloy ATB, black.	Black, tapered.	Turbo, Lycra Gel.	27 mm alloy micro adjust.	Black sealed headset, pump.	Blue/Green Split.
Exage 300 LX, 48/38/28T, Biopace -SG, black rings.	HG 50, Hyperglide.	Alloy body/steel cage, touring, Cr-Mo axle.	Deore LX SLR cantilevers, black.	Alloy ATB, black.	Black tapered.	Dawes Anatomic.	27 mm alloy micro adjust.	Black sealed headset, pump.	Pink/Green Split.
Dawes, alloy cotterless cranks, 46T with chainguard.	Shimano Uniglide.	Resin ATB.	Weinmann 570 alloy sidepull, ATB levers.	Alloy ATB, black.	Black tapered.	Dawes Anatomic.	26.2 mm, chrome plated.	Black headset, pump, chromo mudguards.	Pink/Black Split.

W

hether you want to explore the world, escape to the country or cut through traffic on the way to work, a top quality Dawes touring bike will give a lifetime of cycling pleasure.

**The Right Choice**

Touring bikes are designed to travel long distances and carry luggage, though they also serve as excellent bikes for commuting. Frames are made from slightly heavier gauge tubing for extra strength and rigidity – an important factor on a bike with full panniers – and they have a longer wheelbase and a more generous fork rake for extra stability, comfort and control.

Components on tourers are robust and durable with mudguards to protect the rider from the elements and pannier racks to carry luggage.

Cantilever brakes provide quick, effective stopping power even on a fully laden bike. Wheels have heavy duty rims and wider tyres with plenty of grip to cope with the different conditions they meet.

A wide range of gears is usual to allow steady pedalling in both flat and hilly surroundings.

New turbo saddle with lycra cover and pliant gel insert for extra comfort where it counts – over long distances.

It's a trick of the light. Dazzling interference paintwork has a green base with a violet blue sheen that changes colour even as you look.

Upgraded for 1990 with a full Shimano Deore LX groupset. The 21-speed click-shift SIS transmission includes the revolutionary Hyperglide and Superglide systems for rapid, assured gear changes under the most demanding conditions.

Heavy duty touring wheels match sealed Deore quick release, mountain bike hubs, sturdy box section Alesa rims and stainless steel spokes to give hard wearing, hard riding strength.

Fully equipped to go anywhere with four point carrier fixing rack and a full complement of braze-ons, including bottle mounts, cable guides, pump stud and chain hanger.

Shimano Linear Response Cantilever brakes with aero levers for superb, responsive braking even under load.



**SUPER GALAXY**

TOURING



MODEL	FRAME SIZES	FRAME MATERIALS	FRAME FEATURES	HUBS	RIMS	SPOKES	TYRES	GEARS	FREEWHEEL
<b>SUPER GALAXY</b>	21" 22½" 23½" 25¼" (53/57/60/64 cm)	Reynolds 531 Super Tourist set throughout.	Vertical dropouts, braze-on carrier mounts, cantilever bosses, cable guides, machined bridge, pump stud, brake hanger, chain hanger, twin bottle bosses and seat stay leaf.	Deore LX, quick release, sealed, 36 hole.	Alesa 917, silver anodised, double eyeletted.	Champion Stainless, 2.0 mm.	700 x 32C, Continental Touring.	Deore LX, 21-speed SIS, with A550 down tube levers.	HG 70 13-15-17-20-23-26-30, Hyperglide, silver cassette.
<b>GALAXY</b>	Gents: 21" 22½" 23½" 25¼" (53/57/60/64 cm) Ladies: 19½" 21" (49/53 cm)	Reynolds 531 Super Tourist set throughout.	Vertical dropouts, braze-on carrier mounts, cantilever bosses, cable guides, machined bridge, pump stud, brake hanger, seat stay leaf, chain hanger and twin bottle bosses (1 set Ladies). Full Mixte style – Ladies.	Atom alloy, quick release front.	Alesa, polished alloy.	Rustless.	700 x 28C, Touring centre rib.	Rival ARIS Touring, 18-speed indexed, down tube levers.	Rival ARIS 13-15-17-20-24-30.



Made in Europe, the new Sachs-Huret Rival Aris transmission is a high quality 18-speed gear system. It features wide ratio, indexed gears for smooth, reliable changes.

A classic paint finish in Antigua Metallic Blue.

All alloy 700C wheels with quick release front hub and touring centre ribbed tyres.

The Rival chainset balances a 48 tooth round ring with 38 and 28 tooth oval inner rings for optimum performance.

Weinmann forged alloy cantilever brakes offer enhanced braking power.

Available in both Gents and Ladies Mixte versions.

The Galaxy range of touring classics is ridden by adventurers all over the world.

Each one features a full Reynolds 531 Super Tourist frameset for strength and comfort, handbuilt to the highest specification, upgraded for 1990 to give increased fork and frame clearances and vertical drop-outs for perfect wheel alignment and quicker wheel changes.

Four point alloy carrier racks, toe clips and straps, mudguards and pumps are provided as standard throughout the range.

With the latest lightweight alloy components, you are assured of stylish, dependable performance for the miles ahead.




GALAXY

CHAINSET	CHAIN	PEDALS	BRAKES	STEM	BARs	SADDLE	PILLAR	STANDARD EQUIPMENT	COLOUR
Deore LX, 48/38/28T, round-SG, polished alloy rings.	HG 70, Hyperglide, silver/black.	Alloy body/steel cage, touring, Cr-Mo axle, toe clips and straps.	Deore MT 62 cantilevers, with A550 Aero SLR levers.	Alloy Premium Road.	Alloy Randonneur, white leather-look tape.	Turbo, Lycra Gel.	27 mm alloy micro adjust.	Black sealed headset, alloy 4-point fixing touring carrier, Edge chromo guards with lighting circuit, pump.	Interference Green.
Rival, 48/38/28T, round/oval/alloy rings.	Sedisport.	Alloy body/steel cage, touring, with toe clips and straps.	Weinmann 520 cantilevers.	Alloy Road.	Alloy Randonneur, tan tape.	Dawes Anatomic.	27 mm alloy micro adjust.	Black sealed headset, alloy 4-point fixing touring carrier, silver chromo guards, pump.	Antigua Metallic Blue.

# TOUR



**HORIZON**



For 1990 our popular Horizon models have been upgraded where it counts – in the frame.

The revised geometry of the Galaxy range has been incorporated into a handbuilt Reynolds 501 butted main frame with Reynolds 531 forks to give superior handling at an affordable price. Finished in a stylish Mercury Grey.

The lightweight component specification includes 12-speed indexed Huret Classic gears, a Stronglight 80 chainset, Weinmann cantilever brakes and 700C alloy wheels. To complete this exceptional value for money touring package, each bike comes with toe clips and straps, an alloy 4-point fixing rack and silver mudguards.



**LADY HORIZON**

MODEL	FRAME SIZES	FRAME MATERIALS	FRAME FEATURES	HUBS	RIMS	SPOKES	TYRES	GEARS	FREEWHEEL
HORIZON	21" 22 1/4" 23 1/2" 25 1/4" (53/57/60/64 cm) Ladies: 19 1/4" 21" (49/53 cm)	Reynolds 501 butted main tubes, Reynolds 531 forks.	Vertical dropouts, braze-on carrier mounts, cantilever bosses, cable guides, bottle bosses and seat stay leaf.	Atom alloy, quick release front.	Alesa, polished alloy.	Rustless.	700 x 28C, Touring centre rib.	Huret Classic 2000 Sport, 12-speed indexed, down tube levers.	Rival ARIS 13-15-17-20-24-30
TANDEM	23/21 1/2" 21 1/2/20" (58/55 cm, 55/51 cm)	Reynolds 531 butted Tandem set throughout, full Marathon design.	Braze-on lever bosses, carrier mounts (front and rear), cantilever bosses, cable guides, 3 sets bottle bosses and seat stay leaf.	Suzue Tandem.	Alesa 40 hole, eyeletted.	14/13G, Single Butted, Rustless.	700 x 32C, Continental Touring.	Deore, 18-speed SIS, down tube levers.	Shimano 13-16-19-22-26-30.

Double fun on a superb Dawes Tandem. Since its introduction five years ago, it has been hailed in the cycling press as the best value touring tandem on the market.

Constructed of Reynolds 531 tandem tubing throughout, the full 'Marathon' frame design provides an extremely comfortable ride.

And its lightweight strength and lateral rigidity transfers the greater efficiency of two cycling together into increased performance on the road.

A superlative selection of lightweight componentry complements this classic frame design including Shimano Deore 18-speed SIS indexed gearing for fast, positive gear changes.



Anatomic saddles assure comfort for both riders.



Alloy 4-point fixing touring carrier on the rear and front mounted braze-ons to fit an extra rack.

Controlled stopping power with a combination of Weinmann 520 cantilevers and an Arai rear drum brake.

The new Stronglight 80 Tandem chainset with 48/42/28 alloy rings is paired with a Shimano 13-30 freewheel for a wide ratio of gears.

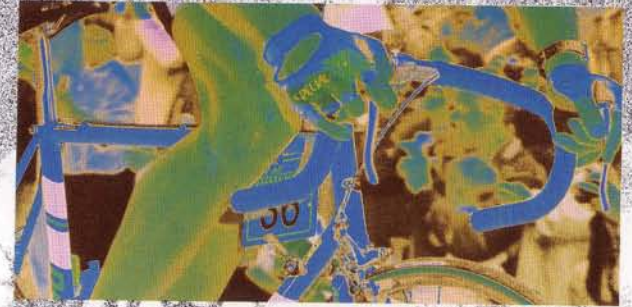

The Tandem comes complete with three bottle mounts, chromoplastic mudguards, toe clips, toe straps and a pump.

Colour is the same classic Antigua Metallic Blue as seen on the Galaxy model tourers.

Strong, reliable 40 spoke wheels built with Alesa rims. Suzue reinforced tandem hubs and butted spokes give strength and rigidity to take the load.

## TANDEM

CHAINSET	CHAIN	PEDALS	BRAKES	STEM	BAR	SADDLE	PILLAR	STANDARD EQUIPMENT	COLOUR
Stronglight 80, 48/36T, alloy rings.	Sedisport.	Alloy body/steel cage, touring, with toe clips and straps.	Weinmann 520 cantilevers.	Alloy Road.	Alloy Rondonneur, tan tape.	Dawes Anatomic.	27 mm alloy micro adjust.	Black headset, alloy 4-point fixing touring carrier, silver chromo mudguards, pump.	Mercury Grey.
Stronglight 80 Tandem, 48/42/28T, alloy rings.	Shimano Uniglide.	Alloy body/steel cage, touring, with toe clips and straps.	Weinmann 520 cantilevers, plus Arai rear drum.	Alloy Premium Road.	Alloy 42 cm wide front, wide Mini Maes rear, tan tape.	Dawes Anatomic.	27 mm x 300 mm alloy micro adjust.	Swan Road headset, alloy 4-point fixing touring carrier, Esge silver chromo guards with lighting circuit, pump.	Antigua Metallic Blue.



**D**awes racing bikes have a distinguished pedigree of performance where it matters – at the front of the pack. Designed for speed, these lightweight machines are handbuilt with thin gauge Reynolds tubing and tight frame angles for speed and acceleration. Whether for racing or fitness training, a Dawes gives you the winning combination.

**The Right Choice**

Speed is the essence of racing bike design. Steep frame angles, a shallow fork rake and a short wheelbase ensure quick acceleration, tight cornering and responsive steering. Some comfort is sacrificed though, making racing bikes less suited for long distance riding. The componentry is chosen for its lightness. Wheels are narrow and tyres pumped to very high pressures for minimum rolling resistance. The ride is fast but narrow tyres are less shock absorbent than thicker ones.

The range of gears is deliberately close to let riders maintain a steady and even pedalling cadence, though powerful legs are needed for hill climbing!

# RACING RACING

MODEL	FRAME SIZES	FRAME MATERIALS	FRAME FEATURES	HUBS	RIMS	SPOKES	TYRES	GEARS	FREEWHEEL
OMEGA	21" 22½" 23½" 25¼" (53/57/60/64 cm)	Reynolds 653 set throughout.	Investment cast lugs, crown and bottom bracket, braze-on lever bosses, chain hook, pump stud and 2 sets bottle bosses, chromed dropouts, "5 o'clock" cable guides.	Shimano 6400 Ultegra, sealed mechanism, quick release.	Rigida SPH 600 Aero hard anodised alloy.	Champion Stainless, 2.0 mm.	700 x 20C.	Shimano 6400 Ultegra, 14-speed SIS.	HG 90, 13-14-15-17-19-21-23 Hyperglide, chrome plated cassette.

Turbo leather saddle with gel insert for extra comfort.

Beautifully finished in pink, yellow and white, the Omega stands out from the crowd.

Superior braking response with Shimano 6400 Ultegra SLR brakes with quick release arches and aero levers.

The Omega is a full-blown professional racing cycle with close clearance geometry and superb handling. Meticulously constructed from Reynolds 653 butted tubing throughout, heat treated for extra strength and light weight, and handbuilt using the finest investment

cast lugs, every detail of the Omega has been carefully considered to give racing cyclists the winning edge.

Acclaimed in the cycling press for its sleek good looks and fast performance, the 1990 Omega is the last word in quality performance.



When seconds count, the Shimano Hyperglide 7-speed freewheel is acclaimed by top professionals for the smoothness and accuracy it gives to gear changes.

Beautifully polished Shimano 6400 alloy chainset with 52/42 alloy rings.

Chromed dropouts maintain the Omega's sharp appearance by reducing damage from wheel changes.

SPH 600 aero rims — strong and light with that aerodynamic edge.

OMEGA



# GRACING GRACING GRACING

CHAINSET	CHAIN	PEDALS	BRAKES	STEM	BAR	SADDLE	PILLAR	STANDARD EQUIPMENT	COLOUR
Shimano 6400 Ultegra, 52/42T, round-HP.	HG 90, Hyperglide, chrome/black.	Shimano 6400 Ultegra, toe-clips and straps.	Shimano 6400 Ultegra SLR with Q/R arches and Aero levers.	ITM 400 cold forged, anodised.	ITM Italia Pave, 42 cm wide, white tape.	Turbo, Leather Gel.	Shimano 6400 Aero Pillar.	Shimano 6400 Ultegra sealed headset.	Pink/Yellow/White Split.



Ride a Stratos – it's out of this world. Designed for racing and triathlon, the Stratos frame is handbuilt with Reynolds 531 double butted main tubes and forks.

A slightly longer wheelbase gives the Stratos extra comfort and stability, plus mudguard clearance for all-weather training.

For the superior race performance demanded by today's athletes, the Stratos is fitted with the

new Shimano 14-speed 1055 groupset with Hyperglide freewheel. Extra braking strength is provided by Shimano's new Super SLR double pivot brakes. A stunning finish in green, yellow and white and details like the sloping fork crown, black stem and black sealed headset make the Stratos look sharp to match its thoroughbred specification.

# CINGRACING

MODEL	FRAME SIZES	FRAME MATERIALS	FRAME FEATURES	HUBS	RIMS	SPOKES	TYRES	GEARS	FREEWHEEL
STRATOS	21" 22½" 23½" 25¼" (53/57/60/64 cm)	Reynolds 531 double butted main tubes and fork blades.	Sloping fork crown, forged dropouts, braze-on lever bosses, chain hook, pump stud, mudguard eyes, 2 sets bottle bosses and "5 o'clock" cable guides.	Shimano 1055, quick release.	Rigida SHP 600 Aero hard anodised alloy.	Champion Stainless, 2.0 mm.	700 x 20C.	Shimano 1055, 14 speed SIS.	HG 50, 13-14-15-17-19-21-23, Hyperglide cassette.
IMPULSE	21" 22½" 23½" 25¼" (53/57/60/64 cm)	Reynolds 531 double butted main tubes and fork blades.	Sloping fork crown, forged dropouts, braze-on lever bosses, chain hook, pump stud, mudguard eyes, 2 sets bottle bosses and "5 o'clock" cable guides.	Exage, quick release.	Rigida 1320, black anodised alloy.	Rustless.	700 x 20C.	Exage 400 EX, 14-speed SIS.	HG 50, 13-14-15-17-19-21-23, Hyperglide cassette.
SCORPIO	21" 22½" 23½" 25¼" (53/57/60/64 cm)	Reynolds 500 Cr-Mo main tubes.	Braze-on cable guides and bottle bosses.	Exage, quick release.	Rigida 1320, black anodised alloy.	Rustless.	700 x 20C.	Exage Motion, 12-speed SIS.	Shimano 13-15-17-19-21-23 cassette.
ULTRA	21" 22½" 23½" 25¼" (53/57/60/64 cm)	Reynolds 500 Cr-Mo main tubes.	Braze-on cable guides and bottle bosses.	Atom alloy.	Alesa polished alloy.	Rustless.	700 x 25C, whitewall, sprint.	Shimano TY 20, 12-speed SIS.	Shimano 14-16-18-20-22-24 Hyperglide.



Act on impulse with this genuinely competitive racing cycle. Handbuilt with Reynolds 531 double butted main tubes and fork blades to our own exacting standards and strikingly finished in blue, green and white.

Its lightweight components are selected from the new Shimano Exage 400 EX groupset which includes all the latest innovations: 14-speed Hyperglide and SIS

transmission for rapid gear changes; Shimano Linear Response brakes for added stopping power and Biopace chainrings to smooth out the 'dead spots' in pedalling cadence.


Black anodised Rigida 1320 rims and Exage quick release hubs are paired in wheels built for speed and a host of other lightweight features complete the Impulse's quality specification.

Launched in the autumn of 1989, the Ultra is an entry level racer able to double as a fast sports cycle with a Reynolds 500 Cr-Mo frame.

We've given it the sharp, stylish appearance and quality components of a more expensive machine with 12-speed SIS indexed gears; fast 700x25 alloy wheels and strong, reliable Weinmann alloy sidepull brakes and levers. With its blue, pink and white paintwork and racing graphics the Ultra is a first class bike at an affordable price.



Our top-selling racing model in 1989, the Scorpio represents exceptional value for money for both racing and fitness training. The sting in the Scorpio is provided by a quality frame handbuilt with Reynolds 500 Cr-Mo main tubes, beautifully styled in pink, green and white. Its all alloy specification features the full Shimano Exage Motion groupset with 12-speed SIS indexed gears; SLR braking power and Biopace chainset, as well as black anodised narrow section wheels.



# RACING RACING

CHAINSET	CHAIN	PEDALS	BRAKES	STEM	BARs	SADDLE	PILLAR	STANDARD EQUIPMENT	COLOUR
Shimano 1055, 52/42T, round -SG.	HG 50, Hyperglide.	Shimano 1055, with toe clips and straps.	Shimano 1055 Super SLR, sunken nut type, aero levers.	Black Premium Road.	Alloy racing, 42 cm wide, white tape.	Turbo leather.	272 mm Alloy micro adjust.	Black sealed headset.	Green/Yellow/White Split.
Exage 400 EX, 52/42T, Biopace rings.	HG 50, Hyperglide.	Resin race, with toe clips and straps.	Exage 400 EX SLR, sunken nut type, aero levers.	Black Premium Road.	Alloy racing, 42 cm wide, white leather-look tape.	Dawes racing, white.	272 mm Alloy micro adjust.	Black sealed headset.	Blue/Green/White Split.
Exage Motion, 52/42T, Biopace.	Shimano Uniglide.	Resin race, with toe clips and straps.	Exage Motion SLR, aero levers.	Black Premium Road.	Alloy racing, 42 cm wide, white leather-look tape.	Dawes racing, white.	26.2 mm alloy micro adjust.	Black headset.	Pink/Green/White Split.
Dawes, alloy cotterless cranks, 50/42T.	Shimano Uniglide.	Resin race with toe clips and straps.	Weinmann 570 alloy sidepull, racing levers.	Alloy Road.	Alloy Maes, white leather look tape.	Dawes racing, white.	26.2 mm, chromed steel.		Blue/Pink/White Split.

### Dawes Guarantee

Dawes cycles will repair and exchange parts of their cycles in the event of manufacturing defects as follows:

Parts – New parts in exchange for defective parts (except for tyres and tubes) for one year after original purchase.

Frames and Forks – new frame and/or fork in exchange for the defective item for the life of the cycle.

Replacement framesets will be supplied in Dawes current colours only.

This warranty covers normal consumer use and does not cover failure which results from alteration, accident, misuse, abuse, neglect, improper assembly, maintenance or commercial use.

Dawes Mountain Bikes are guaranteed for normal off-road use, but are not indestructible and damage caused by jumps, wheelies, stunt riding or inadequate service maintenance is specifically excluded.

A purchase receipt or other proof of date of original consumer purchase will be required before warranty performance is rendered.

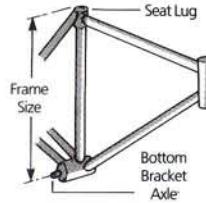
This warranty gives you specific legal rights and you may also have other legal rights.

If a problem with a Dawes cycle develops during or after the warranty period, contact your Dawes Dealer.

Before purchase please check with your dealer in case a change in specification has been made.

The Dawes policy of continually up-dating and improving their range means that the specifications and appearance of all bicycles in this catalogue may be subject to alteration at anytime.

**Measuring up for your Dawes** For your comfort and safety it is essential when you purchase your cycle to pay close attention to the dealers advice on cycle and frame size. As a rule of thumb, riders must be able to straddle the bicycle with at least one inch clearance above the top tube. As a guide, frame size is related to inside leg measurement (the distance from the crotch to the ground in stockings feet).



<b>Frame size (in)</b>	19½	21	22½	23½	25¼
<b>Inside leg of rider (in)</b>	27/30	29/32	31/34	32/35	33/36
<b>Mountain Bikes</b>					
<b>Frame size (in)</b>	17½/18	19½/20	21½/22	23	
<b>Inside leg of rider (in)</b>	24/27	27/30	30/33	33/36	

For full details of Dawes frame geometries please ask your local Dawes Display Dealer.

Sold and serviced by:



**Dawes Cycles Limited**

Wharf Road, Tyseley, Birmingham B11 2EA.

Telephone: 021-706 6662.

Telex: 337697 G. Fax: 021-708 2670.